



Руководство по сценическому гриму и макияжу

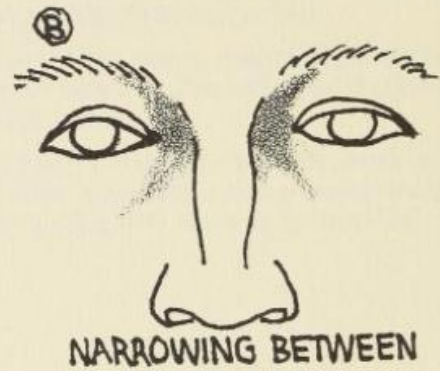
CHARACTER EFFECTS

Here are some ideas for character expression which may be helpful.

When planning a character makeup, select

only those shadows, folds, lines and wrinkles needed for the character to be played! Use your judgement based on observation!

FIG 9 EYES



AGING

In age, muscles lose their tone and gravity pulls musculature, fat and skin downward so that it hangs from the prominences of the skull. Aging is a gradual process, and accuracy in age makeup comes by observing the characteristics of people of various ages.

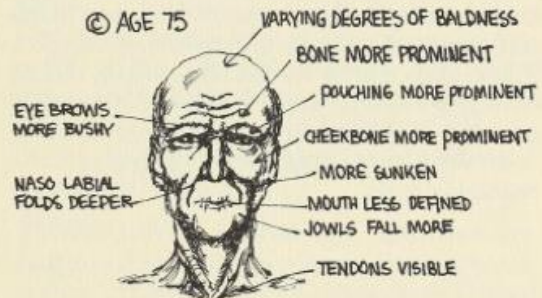
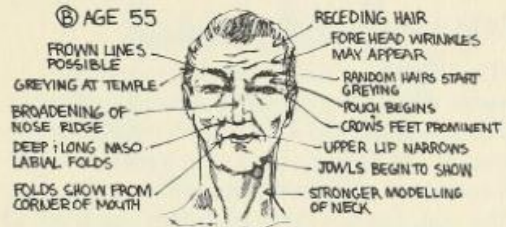
The characteristics given here for each age range are only **generalizations**. Exceptions can always be found. For females, the effects must be more subtle than for men.

JUVENILE AGE (16 - 30 years old)

Characters in this age range (**Fig. 13A**) most often use a simple straight or restorative makeup.

BASE — Red tones (No. 3½) for warm appearance.

FIG 13



THESE ARE SOME AGE CHARACTERISTICS. THERE ARE OTHERS! STUDY FACES, PHOTOS, PAINTINGS - DISCOVER OTHER IDEAS FOR YOUR AGE MAKE UP.

FIG 20 ©

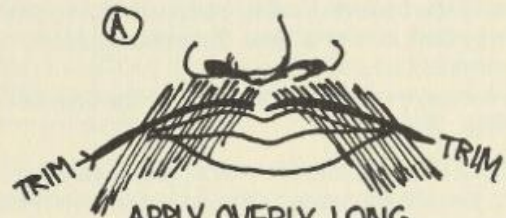


WHEN ALL HAIR IS APPLIED IT WILL LOOK SOMETHING LIKE THIS (TRIM AND SHAPE AS DESIRED) SET WITH STRONG HOLD HAIR SPRAY.

①




FIG 21 A-C



APPLY OVERLY LONG HAIR WHEN MAKING THE MOUSTACHE THEN TRIM.

②



THEN SHAPE AS DESIRED

③



NOTE HOW THE HAIR OF A MOUSTACHE PARTS AND LEAVES A SMALL AMOUNT OF FLESH VISIBLE